

Reports

Research & Planning (4)

#	Name	Downloaded
1	Learning Analytics for Tracking Student Progress	9866 times
2	Forecasting Community College Enrollment	1915 times
3	Changing Course: A Guide to Increasing Student Completion in Community Colleges	58 times
4	2030 Vision Comprehensive Master Plan	93 times

CTE Employment Outcomes Surveys (15)

#	Name	Downloaded
1	Statewide CTE Employment Outcomes Surveys 2022 (Noncredit)	6 times
2	Statewide CTE Employment Outcomes Surveys 2022	3 times
3	Statewide CTE Employment Outcomes Surveys 2021 (Noncredit)	102 times
4	Statewide CTE Employment Outcomes Surveys 2021	127 times
5	Statewide CTE Employment Outcomes Surveys 2020	220 times
6	Statewide CTE Employment Outcomes Surveys 2018	395 times
7	Statewide CTE Employment Outcomes Surveys 2017	530 times
8	Statewide CTE Employment Outcomes Surveys 2016	389 times
9	IVC CTE Employment Outcomes Survey 2022	12 times
10	IVC CTE Employment Outcomes Survey 2021	213 times
11	IVC CTE Employment Outcomes Survey 2020	248 times
12	IVC CTE Employment Outcomes Survey 2019	422 times
13	IVC CTE Employment Outcomes Survey 2018	436 times
14	IVC CTE Employment Outcomes Survey 2017	547 times

15 IVC CTE Employment Outcomes Survey 2016 957 times

Fact Books (5)

#	Name	Downloaded
1	2020 IVC Fact Book	840 times
2	2017 IVC Fact Book	1334 times
3	2016 IVC Fact Book	2237 times
4	2015 IVC Fact Book	1805 times
5	2013 IVC Fact Book	1331 times

Hanover Reports (8)

#	Name	Downloaded
1	Student Success In Developmental Math Courses - Imperial Valley College	1306 times
2	Student Success In Developmental English Courses - Imperial Valley College	948 times
3	Prospective Student Survey Analysis	910 times
4	Emerging Trends and Innovation in Health Sciences Education November 2022	52 times
5	Distance Education Survey Analysis - Imperial Valley College	979 times
6	Best Practices in Virtual Engagement Jan 2021	730 times
7	2022-Trends in Higher Education	56 times
8	2015 Community Survey Analysis Imperial Valley College	65 times

Institutional Set Standards (2)

#	Name	Downloaded
1	Institutional Set Standards updated 04 2021	563 times
2	IEPI District Indicator Rates 2017-18	502 times

Office of Institutional Research

- [Dashboards](#)
- [Fact Book](#)
- [IRB](#)
- [OIR Staff Directory](#)
- [Reports](#)
- [Request Research Services](#)
- [Student Success Scorecard](#)
- [Useful Links](#)

QUESTIONS? A

📁 IPEDS Data Feedback Reports (9)

#	Name	Downloaded
1	IVC IPEDS DATA FEEDBACK REPORT 2021	195 times
2	IVC IPEDS DATA FEEDBACK REPORT 2020	401 times
3	IVC IPEDS DATA FEEDBACK REPORT 2019	383 times
4	IVC IPEDS DATA FEEDBACK REPORT 2018	614 times
5	IVC IPEDS DATA FEEDBACK REPORT 2017	614 times
6	IVC IPEDS DATA FEEDBACK REPORT 2016	955 times
7	IVC IPEDS DATA FEEDBACK REPORT 2015	797 times
8	IVC IPEDS DATA FEEDBACK REPORT 2014	846 times
9	IVC IPEDS DATA FEEDBACK REPORT 2013	838 times

📁 IRB Request Form (2)

#	Name	Downloaded
1	IVC IRB Manual rev 09 2021	345 times
2	IRB Request Form	1142 times

📁 Labor Market Reports (14)

#	Name	Downloaded
1	Top Occupations Sept 2016	418 times
2	The Economic Value of Career and Technical Education at Imperial Valley College May 2022	53 times
3	The Economic Value of Career and Technical Education at Imperial Valley College May 2022	0 times
4	Sector Analysis Report Imperial October 2018	544 times
5	Sector Analysis Report Imperial Appendix October 2018	487 times
6	Sector Analysis Imperial County May 2022	40 times
7	Priority & Emerging Sectors	603 times
8	Opportunities for Career Ed to Close the Middle - Skill Jobs Gap June 2018	540 times
9	Imperial County Regional Profile July 2021 rev	693 times
10	Imperial County Regional Job Profile September 2019	1568 times
11	Gig Economy Study Imperial County Full Report October 2019	311 times
12	Analysis of Top Certifications & Licenses Report - Imperial County March 2022	154 times
13	21st Century Employability Skills Imperial County June 2020	376 times
14	2021 Imperial County Crop Report Plus August 2021	455 times

📁 National Student Clearinghouse






📁 Completion Report(s) (5)

#	Name	Downloaded
1	Completions Fall 2013 to 2019 Cohort	225 times
2	Completions Fall 2012 to 2018 Cohort	440 times
3	Completions Fall 2011 to 2017 Cohort	509 times
4	Completions Fall 2010 to 2016 Cohort	589 times
5	Completions Fall 2009 to 2015 Cohort	538 times








📁 Persistence & Retention Report (5)

#	Name	Downloaded
1	Persistence & Retention 2014-19 Cohort Report	41 times
2	Persistence & Retention 2014-18 Cohort Report	238 times
3	Persistence & Retention 2013-17 Cohort Report	322 times
4	Persistence & Retention 2013-16 Cohort Report	498 times
5	Persistence & Retention 2013-15 Cohort Report	766 times









☐ 📁 Tracking Transfer Report(s) (5)

#	Name	Downloaded
1	 Transfer Track Report Fall 2014 to Fall 2020 Cohort	36 times
2	 Transfer Track Report Fall 2013 to Fall 2019 Cohort	99 times
3	 Transfer Track Report Fall 2012 to Fall 2018 Cohort	227 times
4	 Transfer Track Report Fall 2011 to Fall 2017 Cohort	310 times
5	 Transfer Track Report Fall 2010 to Fall 2016 Cohort	547 times

☐ 📁 Student Success Scorecard Presentations (7)

#	Name	Downloaded
1	 US Department of Education College Scorecard Link	40 times
2	 Student Success Metrics Link (replaces Scorecard)	317 times
3	 Student Right-To-Know Rate Disclosure Website - Student Longitudinal Outcomes Tracking System	42 times
4	 Guided Pathways Dashboards Link	164 times
5	 2018 Student Success Scorecard Presentation	450 times
6	 2017 Student Success Scorecard Presentation	491 times
7	 2016 Student Success Scorecard Presentation	486 times

☐ 📁 Survey of Student Engagement (8)

#	Name	Downloaded
1	 Student Financial Wellness Survey - Fall 2021	80 times
2	 Real College - Basic Needs Survey March 2021	48 times
3	 National Assessment of Collegiate Campus Climate - Racial Climate Survey Fall 2020	48 times
4	 2018 SENSE Results Frequencies	509 times
5	 2018 SENSE IVC	563 times
6	 2018 SENSE GP Module	550 times
7	 2018 CCSSE Key Findings Results	643 times
8	 2018 CCSSE Frequencies	576 times